

# Welcome to The Kindness Counts Club!



These pages will help you plan for your kindness unit or help you organize the elements you want to use in your classroom.

## What is included in both COLOR and B&W:

- 54 kindness task cards
- 6 task card backs
- 6 fill-in the blank task cards
- The Kindness Counts Club Signs (2 sizes)
- The Kindness Counts Club Banner
- Kindness Counts Club Punch Card
- Kindness Counts Award Certificate (2 sizes)
- Kindness Bookmarks (2 options)
- Kindness Journal

Use this packet to set the tone for the year, during the week before World Kindness Day (November) or throughout the year, to equip students with thoughtful ideas on how to be kind, what it means to be kind and how important it is to be kind.

**SCROLL DOWN  
FOR A FREE SAMPLE!**



## The legal stuff:

This product is for single classroom use only. This means that one teacher has the rights to use in their classroom. These materials cannot be placed on any public drive such as Seesaw or a shared Google Drive. Additional licenses can be purchased under "My Purchases."

Outschool or a similar platform needs a commercial license so please contact me in that case.

To purchase licenses in for an entire school or district please contact me for a custom package.

**Email: [kris@ktdesignllc.com](mailto:kris@ktdesignllc.com)**

This packet is the intellectual property of KT Design, LLC and may not be reproduced or used in any commercial capacity.

**THE KINDNESS  
COUNTS CLUB  
PACKET**



**Banner**  
COLOR & B&W

**Signs** COLOR & B&W




**Bookmarks**  
COLOR & B&W



**Punch Card**  
COLOR & B&W

**Certificates**  
Fillable • 2 sizes  
COLOR & B&W

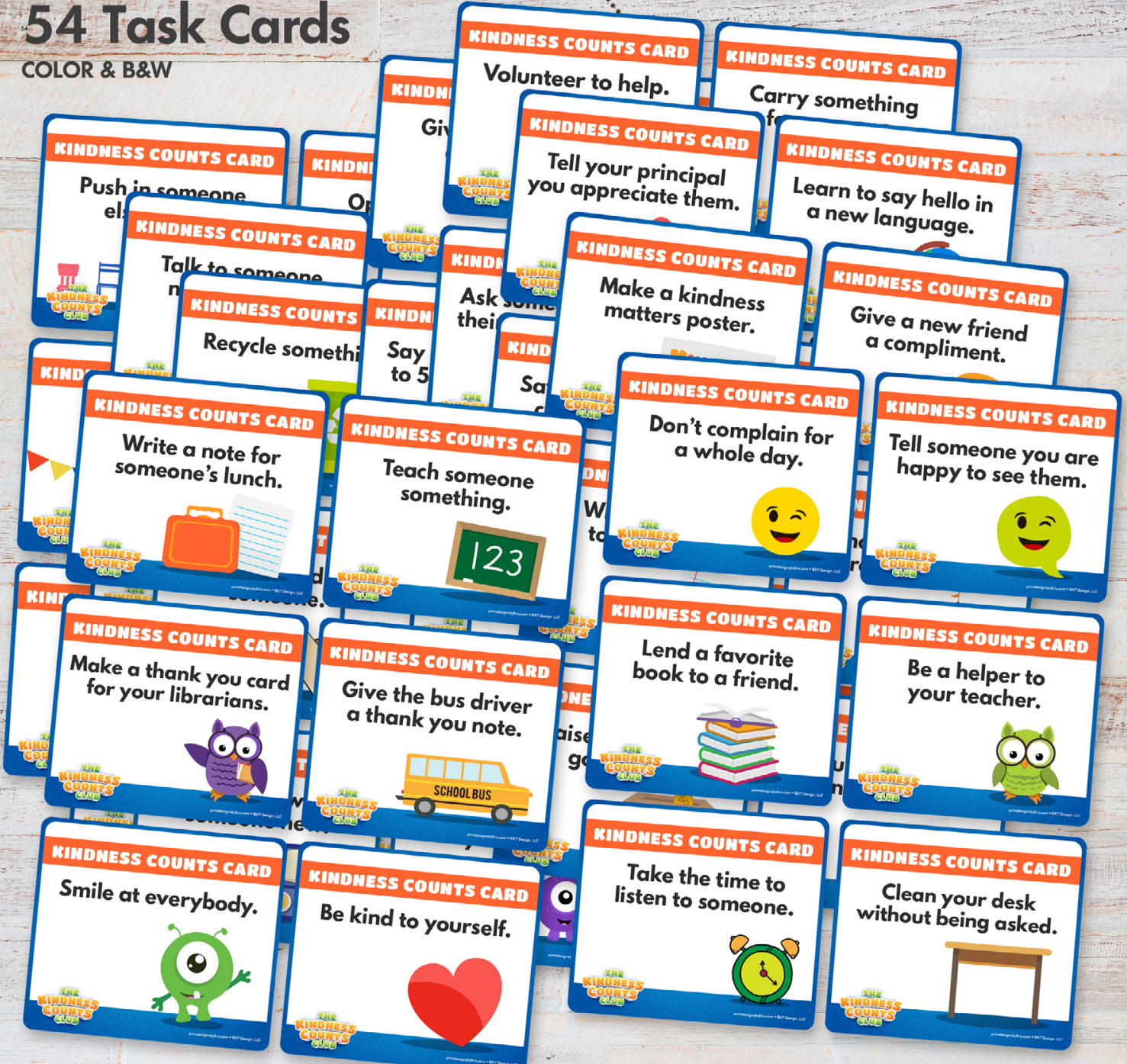


Card Backs  
COLOR & B&W



Fill-in-the-blank Cards  
COLOR & B&W

54 Task Cards  
COLOR & B&W



# 10 Page Kindness Journal

Name: \_\_\_\_\_

## FIND THE KIND

Write a short story about a kind character and what they do to find the kind in the world.



Name: \_\_\_\_\_

## KINDNESS GOALS

Set some goals for yourself to be kind. Draw and write about them here.



Name: \_\_\_\_\_


## HOW CAN I HELP BE KIND?

What would you do to be kind in each situation?

My mom or dad is sick in bed.

A new kid is eating lunch by themselves.


Someone is being mean to their friend.



Name: \_\_\_\_\_

## I HEAR KINDNESS ALL AROUND!


Write some words you can say that show kindness.



Name: \_\_\_\_\_

Write an acrostic poem about kindness!

K



Name: \_\_\_\_\_

## I SHOW KINDNESS everyday!

Some things I have done to be kind to others.



Name: \_\_\_\_\_

## KINDNESS REFLECTIONS

Write you f



Name: \_\_\_\_\_


## I SEE KINDNESS everywhere!

Some things people have done to be kind to me.



Name: \_\_\_\_\_

## What does KINDNESS mean to me?



# MY KINDNESS COUNTS CLUB JOURNAL



Name: \_\_\_\_\_

printdesignsbyskris.com • ©KT Design, LLC

printdesignsbyskris.com • ©KT Design, LLC



## The Kindness Counts Club Packet

### Ideas on how to use:

#### Decor:

Hang the banner or one of the signs in your chosen Kindness Counts Club area.

#### Task Cards:

Set up a bulletin board or a jar with the task cards.

The provided tasks are intended to be accomplished at school. There is also a fillable PDF with blank task cards where you can add your own. Have students choose a card each day or week and work on that kindness challenge.

#### Punch Cards:

Keep track of acts of kindness with personal kindness counts club punch cards.

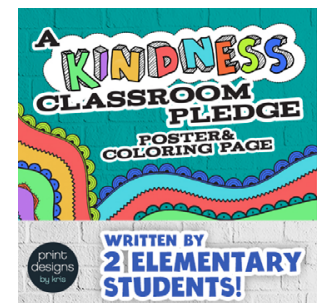
#### Reward:

Celebrate your student's kindness accomplishments with the certificates and bookmarks.

#### Journal:

Utilize the printable 10-page journal pages to reinforce the ideas of kindness that you introduce as well as providing reflection opportunities for your young learners.


**Click each image below to check out my other KINDNESS products:**



**SCROLL DOWN  
FOR A FREE SAMPLE!**



Name: \_\_\_\_\_



# KINDNESS REFLECTIONS

Write and draw about how it makes you feel when someone is kind to you.

A large rectangular area for writing, featuring a vertical margin on the left side and ten horizontal dashed lines for writing.

A large, empty rectangular area for drawing, with a slightly wavy bottom edge.

**KINDNESS COUNTS CARD**

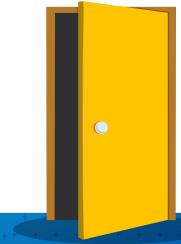
**Push in someone else's chair.**



printdesignsbykris.com • ©KT Design, LLC

**KINDNESS COUNTS CARD**

**Open the door for someone.**



printdesignsbykris.com • ©KT Design, LLC

**KINDNESS COUNTS CARD**

**Compliment a friend.**



printdesignsbykris.com • ©KT Design, LLC

**KINDNESS COUNTS CARD**

**Do a chore for someone without them knowing.**



printdesignsbykris.com • ©KT Design, LLC

**KINDNESS COUNTS CARD**

**Pick up trash.**



printdesignsbykris.com • ©KT Design, LLC

**KINDNESS COUNTS CARD**

**Let someone go ahead of you in line.**



printdesignsbykris.com • ©KT Design, LLC